

Voice of the Enterprise
Storage
ESG Attitudes 2023

Voice of the Enterprise: Storage, ESG Attitudes 2023

Voice of the Enterprise: Storage provides you with actionable data and insight to understand the key dynamics driving the information technology market.

Combining industry-leading analysis with a proprietary global panel of IT decision-makers, **Voice of the Enterprise: Storage** tracks the disruption occurring in the market and exposes the major opportunities for enterprises, IT vendors, suppliers and investors.

Two-part online surveys were conducted between September 5 through October 31, 2023. The main survey consists of 360 respondents

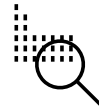
Voice of the Enterprise: Storage, ESG Attitudes



Approximately 360 web-based surveys conducted with a base of IT end-user decision-makers



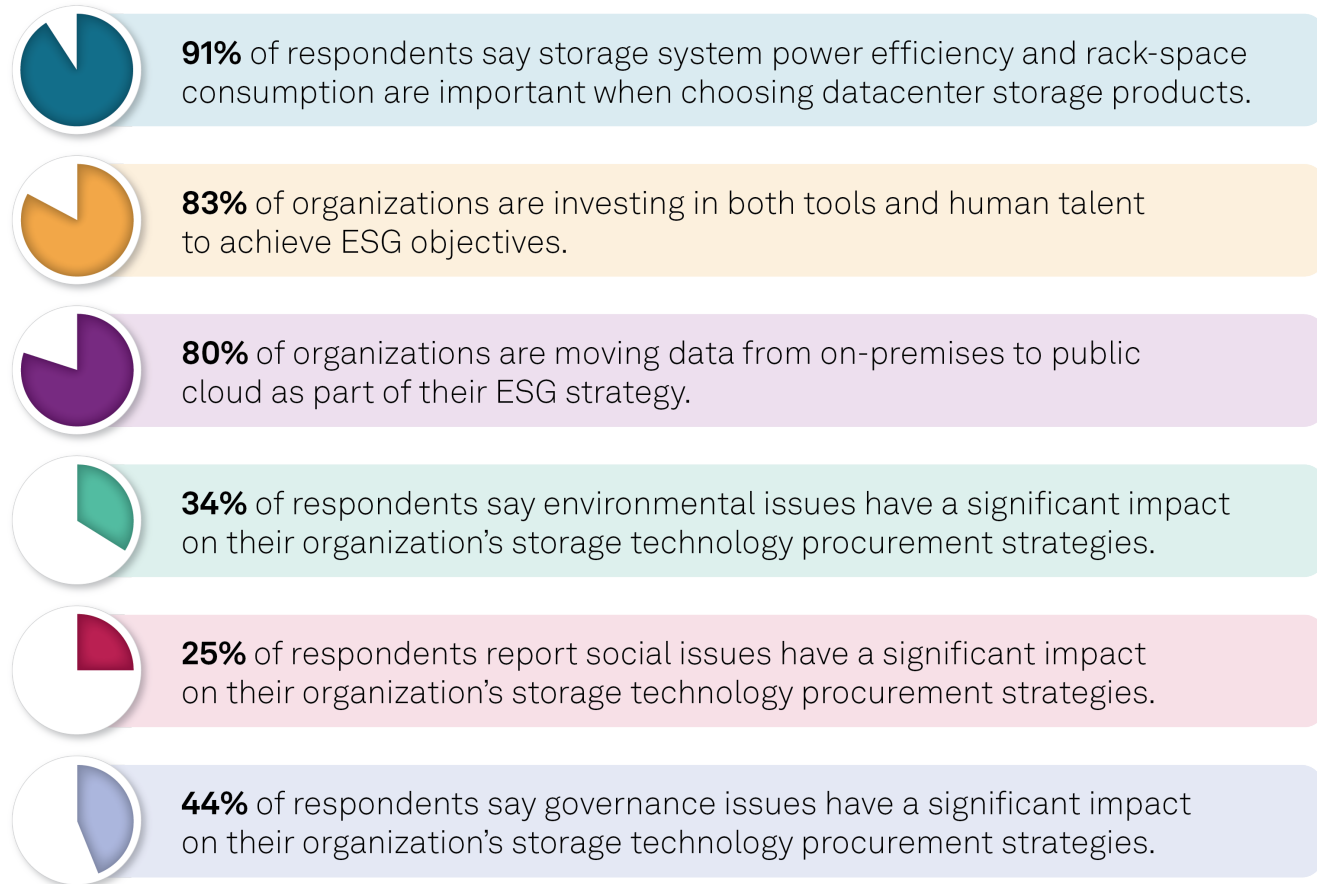
Sampling that is representative of small, midsize and large enterprises in private and public sectors



Data-driven deliverables for fast access and ability to perform segmentation work

Attitudes Toward ESG Drive the Future of Data Storage

Storage ESG attitudes dashboard



Q. How important are storage system power efficiency and rack-space consumption when deciding which storage products to use in your datacenters? Base: Respondents whose organizations use on-premises storage infrastructure (n=641).

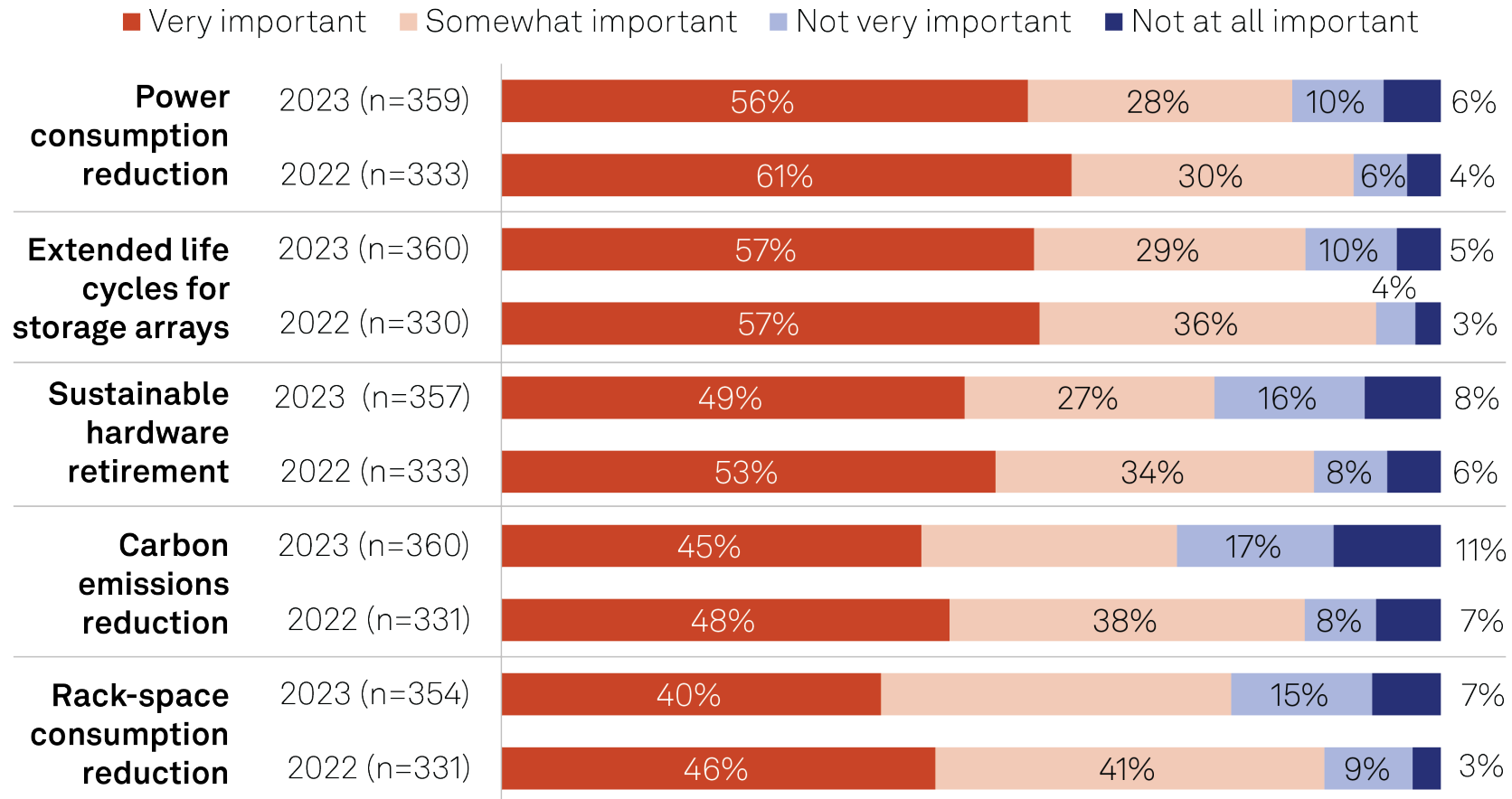
Q. Do you agree or disagree with the following statements? - Our organization is investing in both tools and human talent to accelerate the achievement of objectives related to ESG strategy? Base: Respondents whose organizations use on-premises storage infrastructure (n=358).

Q. Do you agree or disagree with the following statements? - Our organization is moving data and workloads from on-premises datacenters to public cloud to meet our ESG strategy. Base: Respondents whose organizations use on-premises storage infrastructure (n=361).

Q. To what extent do ESG issues impact your organization's storage technology procurement strategy? Base: Respondents whose organizations use on-premises storage infrastructure (E: n=358; S: n=357; G: n=355).

Source: 451 Research's Voice of the Enterprise: Storage, ESG Attitudes 2023.

Power efficiency, extended life cycles and sustainable retirement are top ESG requirements

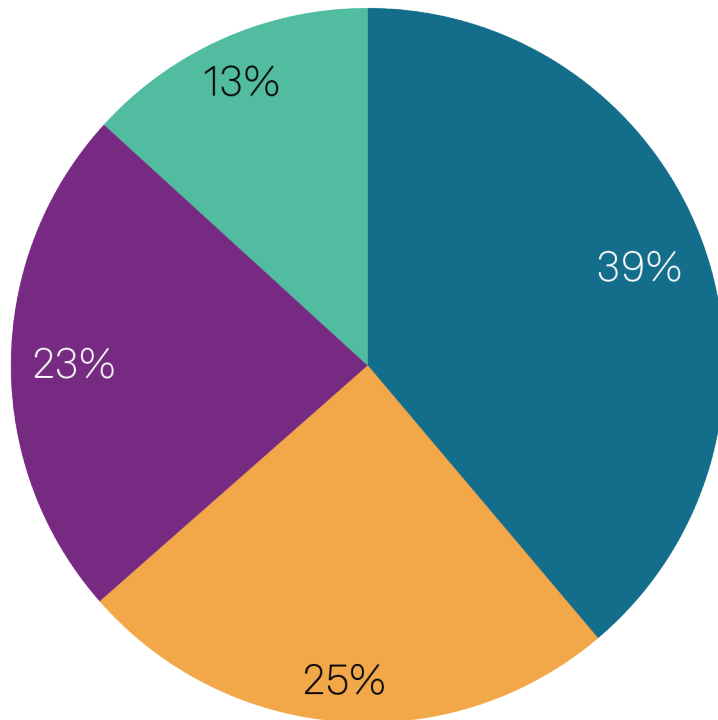


Q. Please rate the importance of the following ESG goals and actions considering your organization's on-premises storage assets.

Base: Respondents whose organizations use on-premises storage infrastructure.

Source: 451 Research's Voice of the Enterprise: Storage, ESG Attitudes 2023.

All-flash storage is popular for production, but less so for secondary use cases



- All-flash storage is used for all production workloads, but not secondary use cases
- All-flash storage is limited to niche performance-sensitive use cases
- All-flash storage is the default for all storage use cases
- All-flash storage is not used in our environment

Q. Which best describes your organization's usage of all-flash storage?

Base: Respondents whose organizations use on-premises storage infrastructure (n=340).

Source: 451 Research's Voice of the Enterprise: Storage, ESG Attitudes 2023.

Contact us

CONTACT US

Americas	+1 800 447 2273
Japan	+81 3 6262 1887
Asia Pacific	+60 4 291 3600
Europe, Middle East, Africa	+44 (0) 134 432 8300

www.spglobal.com/en/enterprise/about/contact-us.html

www.spglobal.com/marketintelligence



Copyright © 2023 by S&P Global Market Intelligence, a division of S&P Global Inc. All rights reserved.

These materials have been prepared solely for information purposes based upon information generally available to the public and from sources believed to be reliable. No content (including index data, ratings, credit-related analyses and data, research, model, software or other application or output therefrom) or any part thereof (Content) may be modified, reverse engineered, reproduced or distributed in any form by any means, or stored in a database or retrieval system, without the prior written permission of S&P Global Market Intelligence or its affiliates (collectively, S&P Global). The Content shall not be used for any unlawful or unauthorized purposes. S&P Global and any third-party providers, (collectively S&P Global Parties) do not guarantee the accuracy, completeness, timeliness or availability of the Content. S&P Global Parties are not responsible for any errors or omissions, regardless of the cause, for the results obtained from the use of the Content. THE CONTENT IS PROVIDED ON “AS IS” BASIS. S&P GLOBAL PARTIES DISCLAIM ANY AND ALL EXPRESS OR IMPLIED WARRANTIES, INCLUDING, BUT NOT LIMITED TO, ANY WARRANTIES OF MERCHANTABILITY OR FITNESS FOR A PARTICULAR PURPOSE OR USE, FREEDOM FROM BUGS, SOFTWARE ERRORS OR DEFECTS, THAT THE CONTENT’S FUNCTIONING WILL BE UNINTERRUPTED OR THAT THE CONTENT WILL OPERATE WITH ANY SOFTWARE OR HARDWARE CONFIGURATION. In no event shall S&P Global Parties be liable to any party for any direct, indirect, incidental, exemplary, compensatory, punitive, special or consequential damages, costs, expenses, legal fees, or losses (including, without limitation, lost income or lost profits and opportunity costs or losses caused by negligence) in connection with any use of the Content even if advised of the possibility of such damages.

S&P Global Market Intelligence’s opinions, quotes and credit-related and other analyses are statements of opinion as of the date they are expressed and not statements of fact or recommendations to purchase, hold, or sell any securities or to make any investment decisions, and do not address the suitability of any security. S&P Global Market Intelligence may provide index data. Direct investment in an index is not possible. Exposure to an asset class represented by an index is available through investable instruments based on that index. S&P Global Market Intelligence assumes no obligation to update the Content following publication in any form or format. The Content should not be relied on and is not a substitute for the skill, judgment and experience of the user, its management, employees, advisors and/or clients when making investment and other business decisions. S&P Global Market Intelligence does not endorse companies, technologies, products, services, or solutions.

S&P Global keeps certain activities of its divisions separate from each other in order to preserve the independence and objectivity of their respective activities. As a result, certain divisions of S&P Global may have information that is not available to other S&P Global divisions. S&P Global has established policies and procedures to maintain the confidentiality of certain non-public information received in connection with each analytical process.

S&P Global may receive compensation for its ratings and certain analyses, normally from issuers or underwriters of securities or from obligors. S&P Global reserves the right to disseminate its opinions and analyses. S&P Global's public ratings and analyses are made available on its websites, www.standardandpoors.com (free of charge) and www.ratingsdirect.com (subscription), and may be distributed through other means, including via S&P Global publications and third-party redistributors. Additional information about our ratings fees is available at www.standardandpoors.com/usratingsfees.